

OUR CABIN LIFT WITH AUTOMATIC RUN

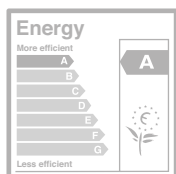
Aritco 9000 Datasheet 2020

Aritco 9000 is our cabin lift for the accessibility market. The lift is designed to meet all requirements for quality, safety and service. It is a perfect fit for tough and demanding environments such as schools, shops and residential buildings.

Several advantages offered by Aritco 9000:

- Design, sizes and options tailored to public environments
- 'A' rated energy consumption according to VDI4707
- 95% recyclable materials
- Patented screw/nut technology (no oil that can leak)
- The lowest maintenance and operating costs on the market
- Cabin control: Automatic "one-touch"

For more information please visit aritco.com



Aritco Lift AB
Elektronikhöjden 14, Box 516
175 26 Järfälla, Sweden

T: +46 (0) 8 120 401 00
E: info@aritco.com
www.aritco.com

ARITCO 9000

LIFT COLOUR

Can be painted in any RAL colour from the Chart K7 classic chart (except for pearl and fluorescent colours).

CABIN COLOUR

22 different wall- and ceiling laminates to choose from.



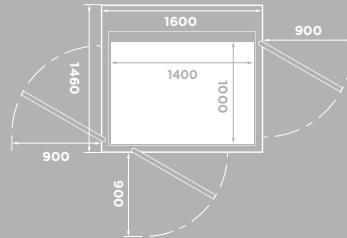

GLASS

4 different glass types to choose from.

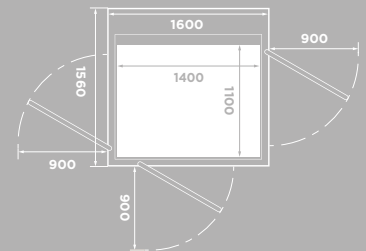


FLOOR

9 different floorings to choose from.









Size: 1000 x 1400 mm
Rated load: 400 kg / 5 pers.
Wheelchair: A or B with attendant*



Size: 1100 x 1400 mm
Rated load: 400 kg / 5 pers.
Wheelchair: A or B with attendant, adjacent entry*

* National guidelines may apply. Wheelchair Type A and B according to EN 12183/EN 12184.

Product summary

<p>TOP HEIGHT</p> <p>Minimum 2400 mm</p>	<p>TYPE OF LIFT</p> <p>Platform lift intended for installation in public environments.</p>	<p></p> <p>RATED SPEED</p> <p>Max 0,15 m/s</p>	<p></p> <p>DRIVE SYSTEM</p> <p>Patented screw and nut system 3 kW motor</p>	<p>CONTROL FROM CARRIER CONTROL PANEL</p> <p>- Press one time to operate lift</p>	<p>NUMBER OF FLOORS</p> <p></p> <p>2 to 6 floors</p>
<p></p> <p>INSTALLATION</p> <p>Recessed installation 75 mm below floor</p> <p>Installed directly on the floor with ramp</p>	<p>INDOOR</p> <p>INSTALLATION ENVIRONMENT</p>	<p>TRAVEL HEIGHT</p> <p>2 150¹⁾-13 000 millimeter</p> <p><small>¹⁾ For opposite entry. 2300 mm when doors on same side.</small></p>	<p></p> <p>WARRANTY</p> <p>Aritco 9000 comes with a 24 month warranty. The screw and nut assembly has a 10 year warranty.</p>	<p></p> <p>TECHNICAL COMPLIANCE</p> <p>European Machine directive 2006/42/EC</p>	
<p>Power supply: 400 V 3-phase</p> <p><i>Emergency lowering:</i> Battery-powered</p>					